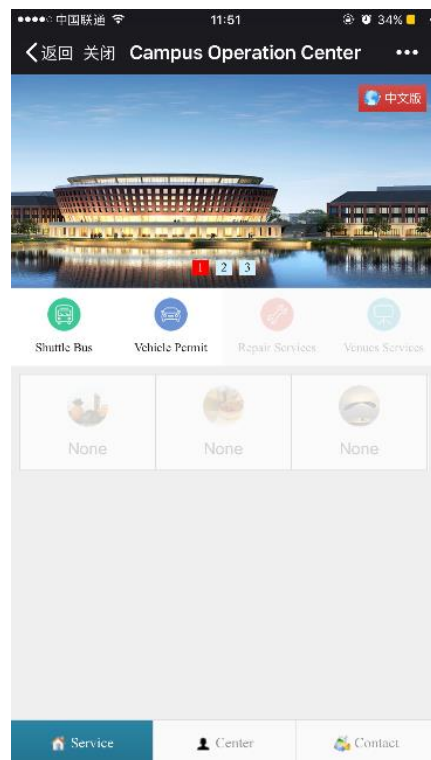



预约系统使用流程简介 How to use the reservation systems

1. 关注公众号 Follow the WeChat Public Account

首先，扫描二维码关注微信号。关注后点击进入校园服务，可以看到目前已开放的服务有班车预约和访客车辆预约。

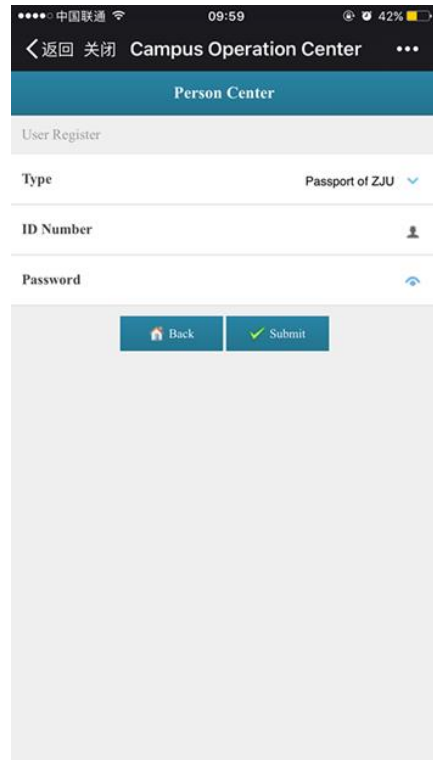
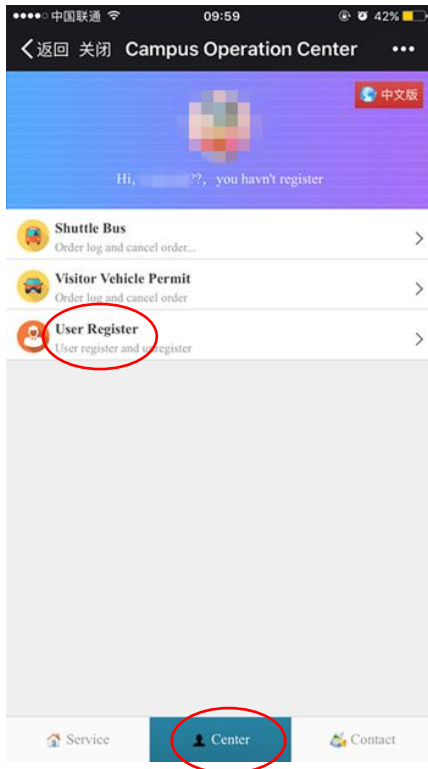
Firstly, scan the QR code and follow the account. Tap the first button (Campus Service) and enter the service page.



2. 用户注册 User Registration

首次关注需要注册登录，进入个人中心界面，选择用户注册并使用浙大统一身份认证账户密码进行登录。

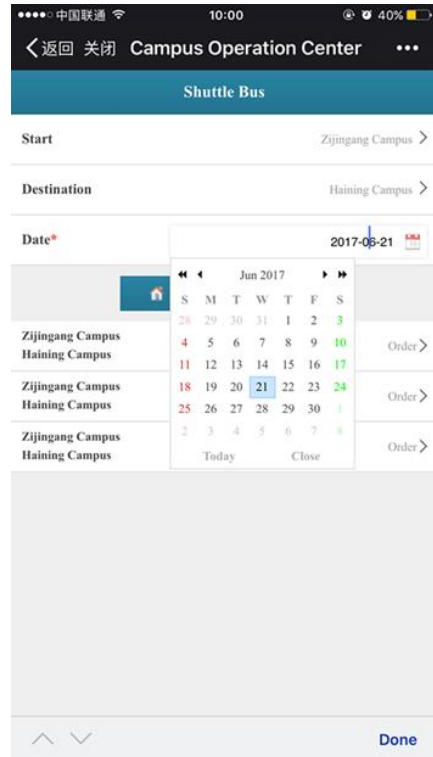
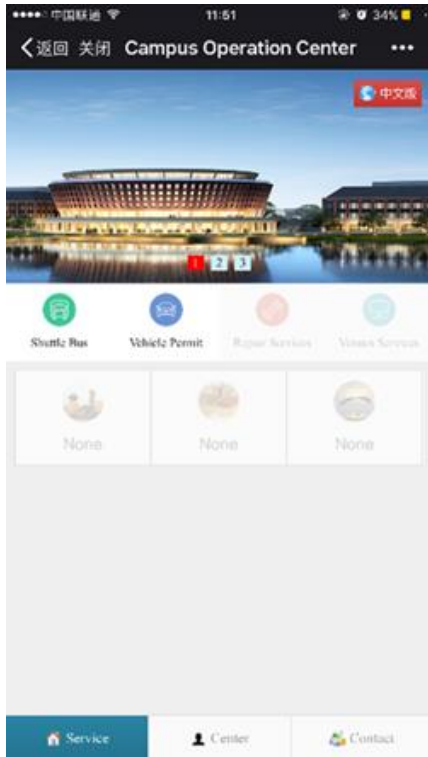
You need to register for the first time when follow the account. Enter the Center page and select User Register, use your Campus ID number and password to login.

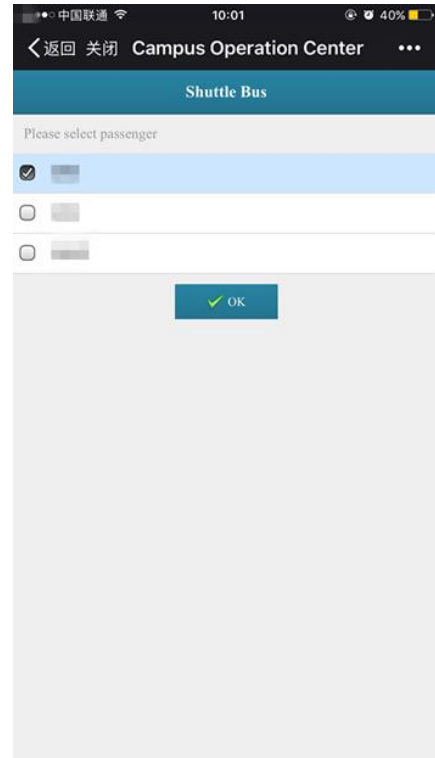
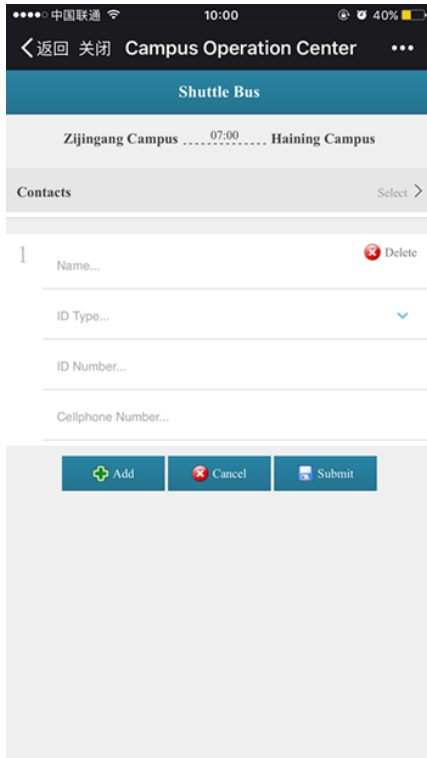


3. 班车预约 Make reservation for shuttle bus

第一步：进入班车预约界面，选择班车起始站、乘车时期，填写乘坐人信息或从常用乘坐人列表中选择(填写过的乘客信息会自动保存到常用乘坐人列表)。

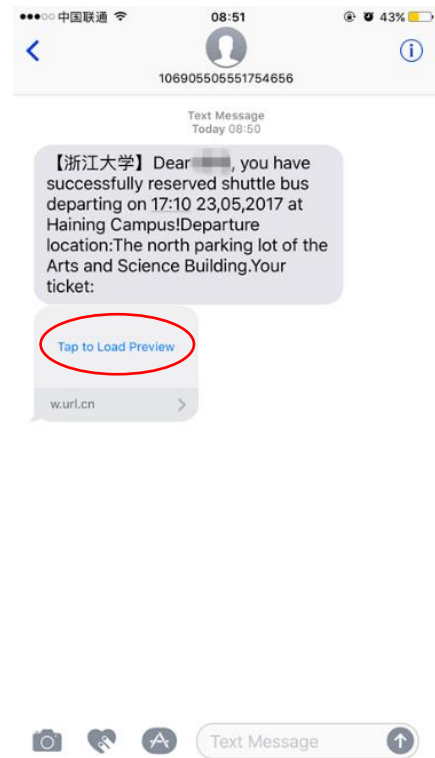
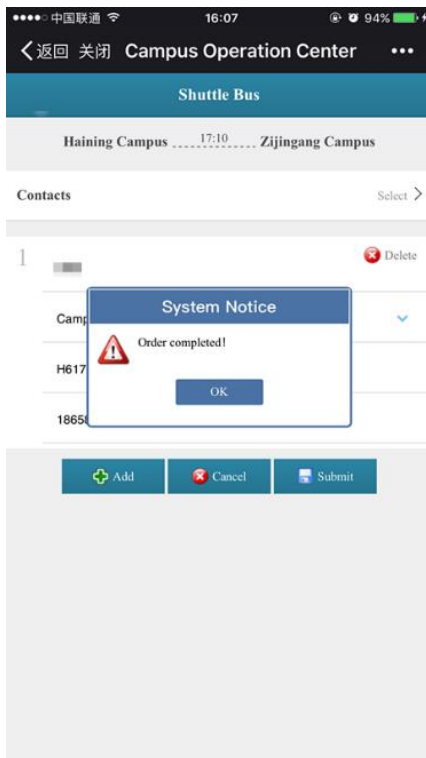
Step 1: Enter the Shuttle Bus reservation system, select the departure and destination stop and date. Fill the information of passenger or choose from your contact list (the passenger information you put will be automatically added to your contact list).

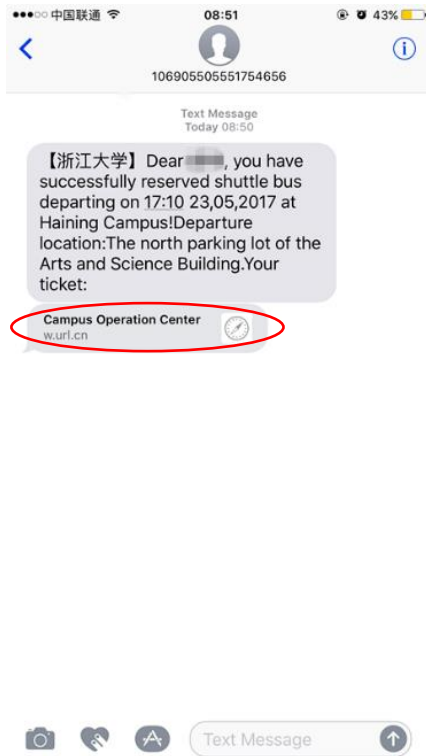




第二步：按步骤预定班车后，将收到预定成功的系统提醒以及短信提醒。收到短信后点击打开预览，再次点击打开 url 链接，便能打开电子票，请在上车时出示该电子票并扫描二维码。

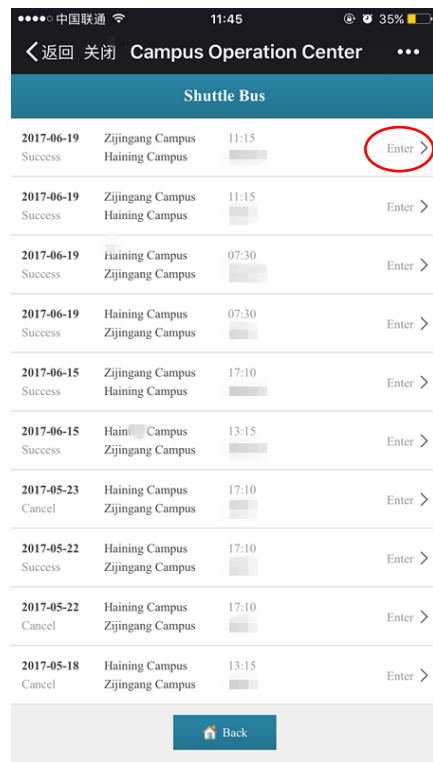
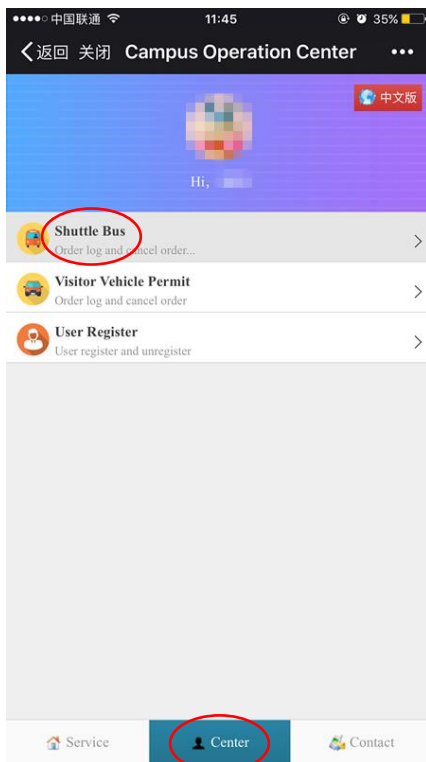
Step 2: A reservation notice and a text message will be sent to your phone after reservation. Tap to load preview and tap again to open the url link for your E-ticket. Please scan the QR code on your E-ticket every time you get onto the bus.





此外，也可在个人中心查看你的电子票或取消你的行程。

Additionally, you can check your E-ticket or cancel your reservation in your personal center.





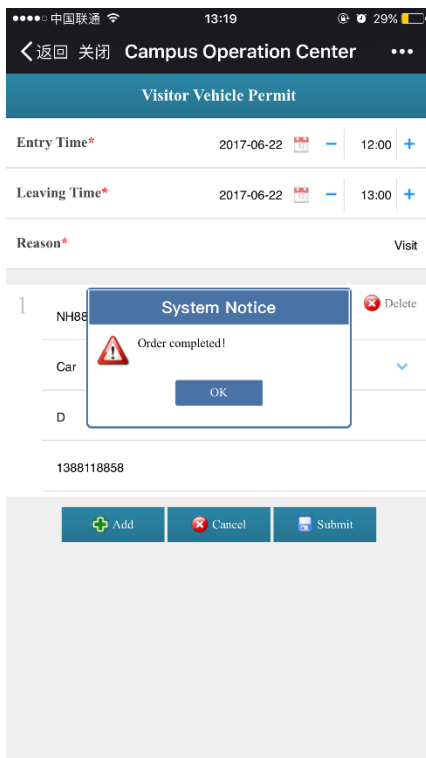
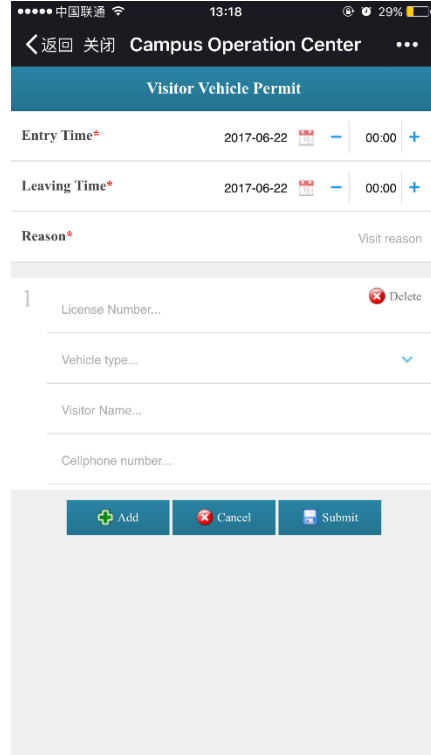
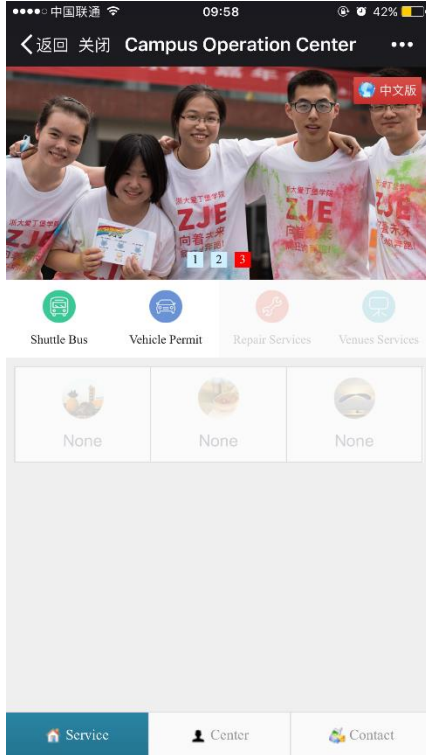
第三步：预约成功后，请在上车时间于班车司机处扫描二维码电子票上车。

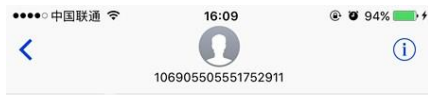
Step 3: After reservation, please scan your E-ticket at the pad when you get on the bus.

4. 访客车辆预约 Make reservation for visiting vehicle

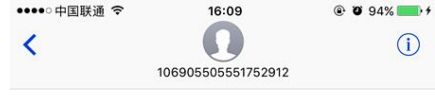
简要填写访客车辆与人员信息，预约成功后预约者和来访人员都将收到一条确认短信。

Fill the information of the visiting vehicle. After successful reservation, both the person who makes the reservation and the visitor will receive a text message containing the information of the reservation.





【浙江大学】Dear [redacted], you have successfully reserved a visitor vehicle, with plate NO NH888, Driver D, will enter the International campus at 22:00 23,05,2017.



【浙江大学】Dear D, welcome to International Campus, Zhejiang University! Your car NH888 is scheduled to enter the campus at 22:00 23,05,2017. Please enter from the north gate on Shuiyueting Dong Road, and park your car in parking lots.



此外，也可在个人中心查看或取消你的行程。

Additionally, you can check or cancel your reservation in your personal center.

