



INTERNATIONAL CAMPUS  
ZHEJIANG UNIVERSITY  
浙江大学国际联合学院



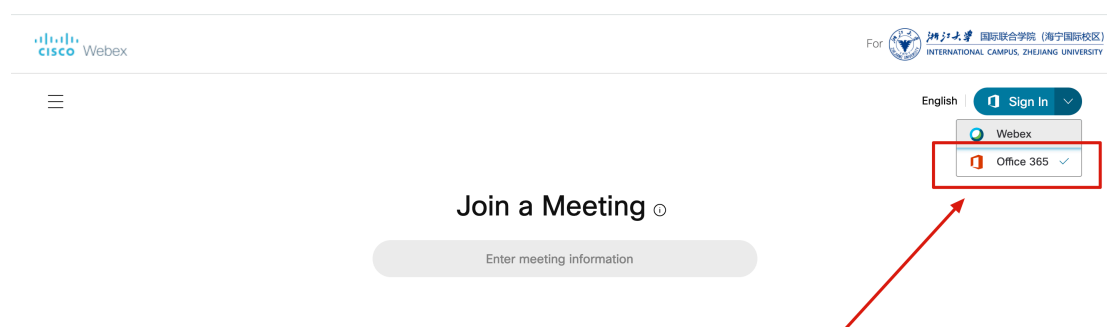
**WebEx 升级指南**

**WebEx Upgrade Guide**

## 一、 浏览器端操作 Browser operation

使用 INTL ID 登陆 “zju.webex.com” ，注意选择使用 Office 365 的图标后登陆。

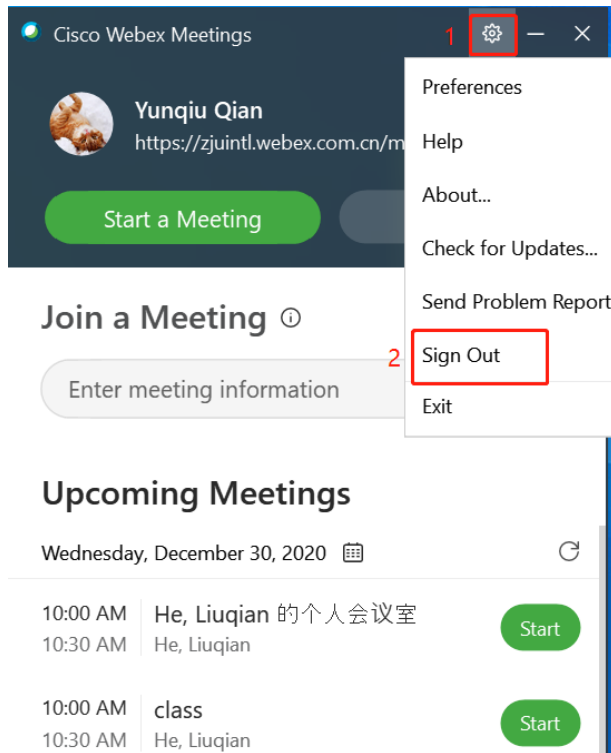
Use INTL ID to log in to "zju.webex.com", you need to choose the Office 365 way to login.



## 二、 客户端操作 Client operation

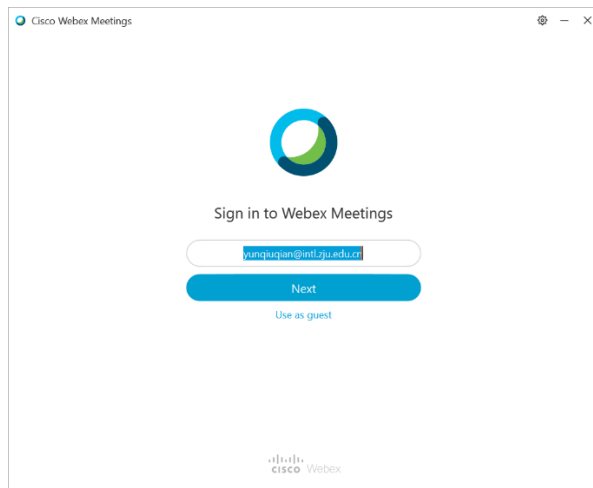
1. 在 “设置” 菜单栏中选择 “注销 ”，退出当前账号；

Select "Sign Out" in the "Settings" menu bar to log out of the current account.



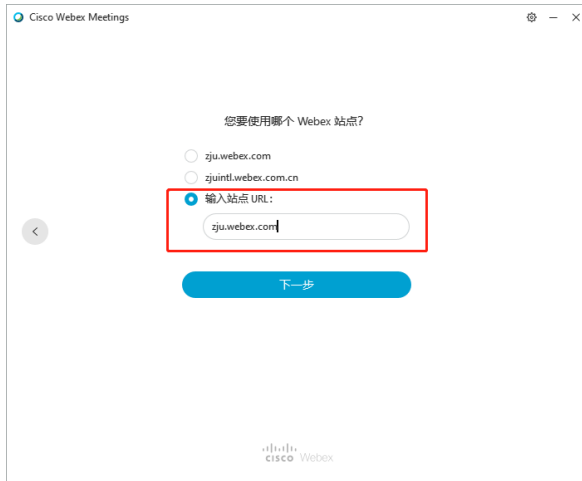
2. 选择“下一步”，输入INTL ID账号；

Select "Next", input your INTL ID account name.



3. 输入升级后的 WebEx 站点 “zju.webex.com”

Enter the new WebEx site "zju.webex.com".



#### 4. 输入 INTL ID 密码，登录即可

Log in with your INTL ID password.

